



LED Flexible Strip 2835 Series LM2835-120D-UV-12V/24V

Product feature

- ◆ 5 meters roll, every 120 meters lamp, the theoretical power per meter 24W, Power rating:120W/5M ,angle light 120 degrees. 20-30MW of each light bead can be customized according to needed.
- ◆ curved, soft, soft and compact, back with 3M double-sided adhesive can be installed in the concave convex surface, easy to install.
- ◆ Lamp strip supports external light regulator type: 0/1-10V PWM Dali Dimmable inductive switch controller
- ◆ each 2.5 or 5 cm , three or six beads can be used as a unit of shear, cut does not affect other parts. 5 meters in length can be adjusted according to production requirements.
- ◆ low power consumption, low fever, no glare, impact resistance, energy saving and environmental protection.
- ◆ can be customized to glue dust (IP65), (IP66), silicone casing waterproof glue waterproof (IP68);
- ◆ LED Life time: Mean time between failure(MTBF):50-100K hour



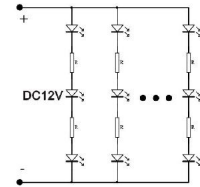
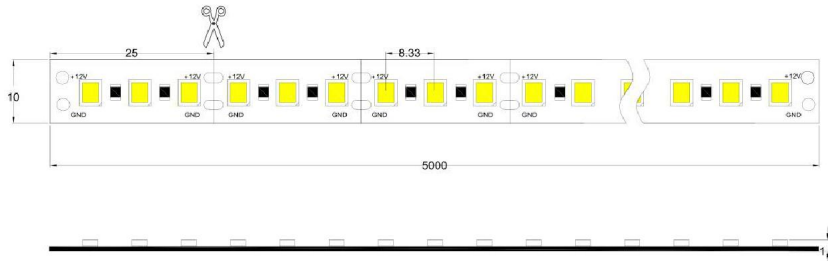
Technical parameters



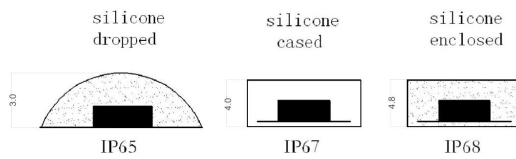
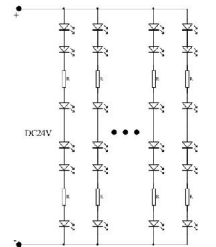
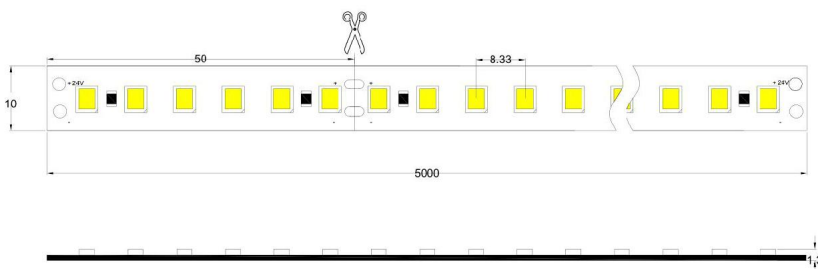
Mode	LED Q'ty/M	Color	CCT/Chromaticity	Lumen/led (lm)/MW	CRI(Ra)	Voltage (V DC)	Electric current (A/m)	Power±10%(W/m)	Lm/m ±10%/MW	FPCWidth /thickness
LM2835-WN-120	120PCS/M	Natural White	4000-4200K	27-30lm	75-90	12/24V	1.66/0.83A	20W/m	2000-2400MW	10mm 12V 30ounce 24V 20ounce
		White	6000-6500K							
		warm white	2600-2800K	26-29lm						
		warm white	3000-3200K							
		Red	617-627nm	-						
		Blue	464-474nm	-						
		Green	515-525nm	-						
		Yellow	585-600nm	-						
		UV	365-370nm	20-30MW						

Dimension(mm/inch)

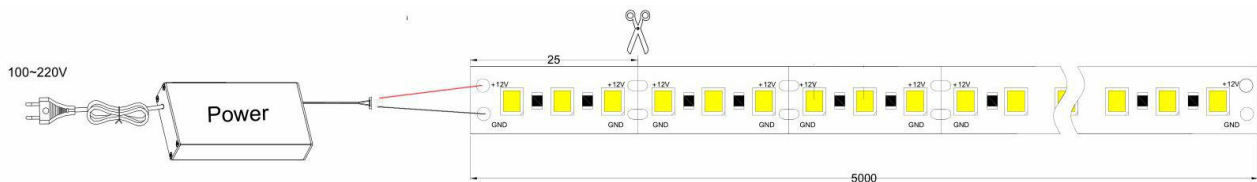
12V



24V

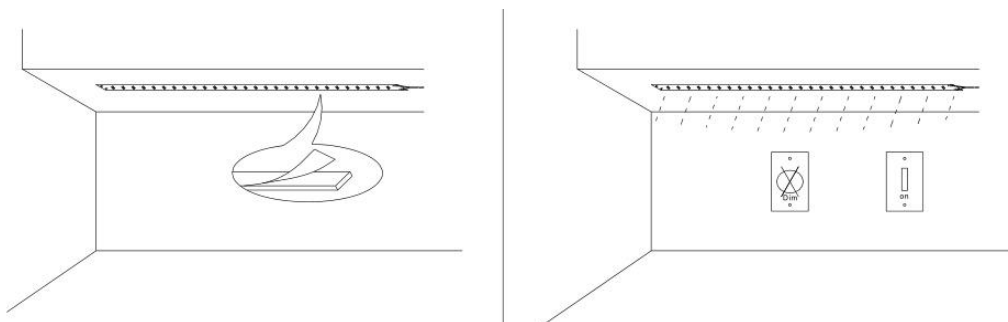


Linking operation

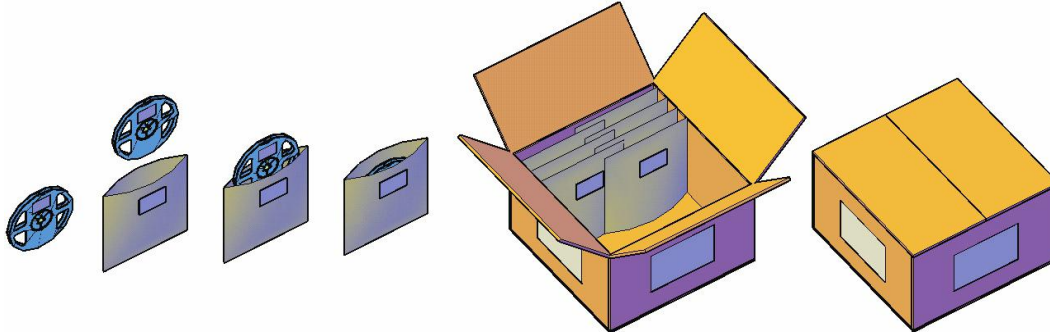


Notes: In order to better achieve product luminous effect, each 5 meters long lamp with power supply cable (regional), suggest that are connected to the power line

installation



Product packaging



Safety Information

- The strip itself and all its components may not be mechanically stressed.
- Assembly must not damage or destroy conducting paths on the circuit board.
- Installation of LED ribbon (with power supplies) needs to be made with regard to all applicable electrical and safety standards. Only qualified personnel should be allowed to perform installations.
- Correct electrical polarity needs to be observed. Wrong polarity may destroy the strip.
- Parallel connection is highly recommended as safe electrical operation mode.
- Serial connection is not recommended. Unbalanced voltage drop can cause hazardous overload and damage the strip.
- Please ensure that the power supply is of adapters power to operate the total load.
- When mounting on metallic or otherwise conductive surfaces, there needs to be an electrical isolation points between strip and the mounting surface.
- Pay attention to standard ESD precautions when installing the strip.
- Damaged by corrosion will not be honored as a materials defect claim. It is the user's responsibility to provide suitable protection against corrosive agents such as moisture and condensation and other harmful elements.