



# LED Flexible Strip 5050 Series LM5050-60D-RGBW-12V/24V



## Product feature

- ◆ 5 meters roll, every 60 meters lamp, the theoretical power per meter 14.4W , Power rating:72W/5M, angle light 120 degrees.
- ◆ curved, soft, soft and compact, back with 3M double-sided adhesive can be installed in the concave convex surface, easy to install.
- ◆ each 10or 16.67cm , three or six beads can be used as a unit of shear, cut does not affect other parts. 5 meters in length can be adjusted according to production requirements.
- ◆ low voltage 12V, 24V safe DC voltage drive, people and animals can be directly contact, safe and reliable.
- ◆ low power consumption, low fever, no glare, impact resistance, energy saving and environmental protection.
- ◆ can be customized to glue dust (IP65), (IP66), silicone casing waterproof glue waterproof (IP68);
- ◆ LED Life time: Mean time between failure(MTBF):50-100K hour

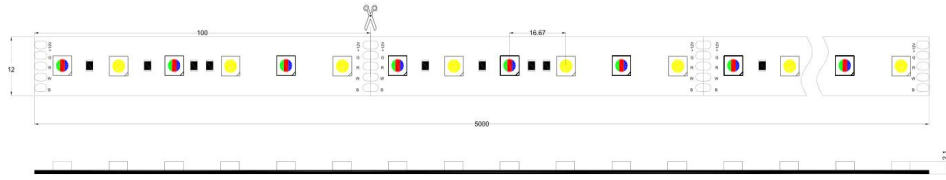


## Technical parameters

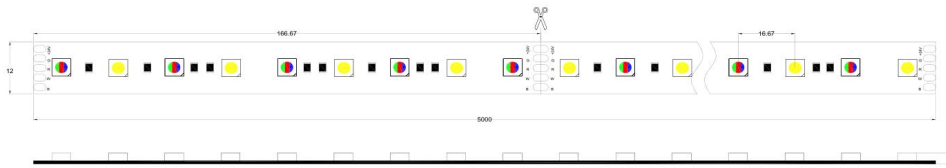
Mode	LED Q'ty/M	Color	CCT/Chromaticity	Luminous intensity(mcd) @ 20mA	CRI(Ra)	Voltage (V DC)	Current (A/m)	Max.Power Consumption(W/m)	FPC Width/thickness
LM5050-WN-60 RGBW	5050SMD 60PCS/M RGBW	Natural White	4000-4200K	23-26	75-90	12/24V	1.2/0.6A	14.4W/m	12mm/2 Ounce
		White	6000-6500K	24-27					
		warm white	2600-2800K	21-24					
		warm white	3000-3200K	22-25					
		Red	617-627nm	275-400					
		Blue	464-474nm	160-200					
		Green	515-525nm	600-800					
		Yellow	585-600nm	--					

## Dimension(mm/inch)

12V



24V

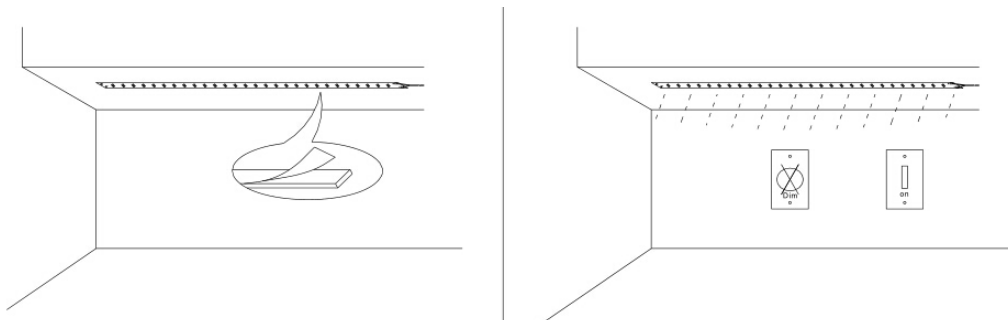


## Linking operation

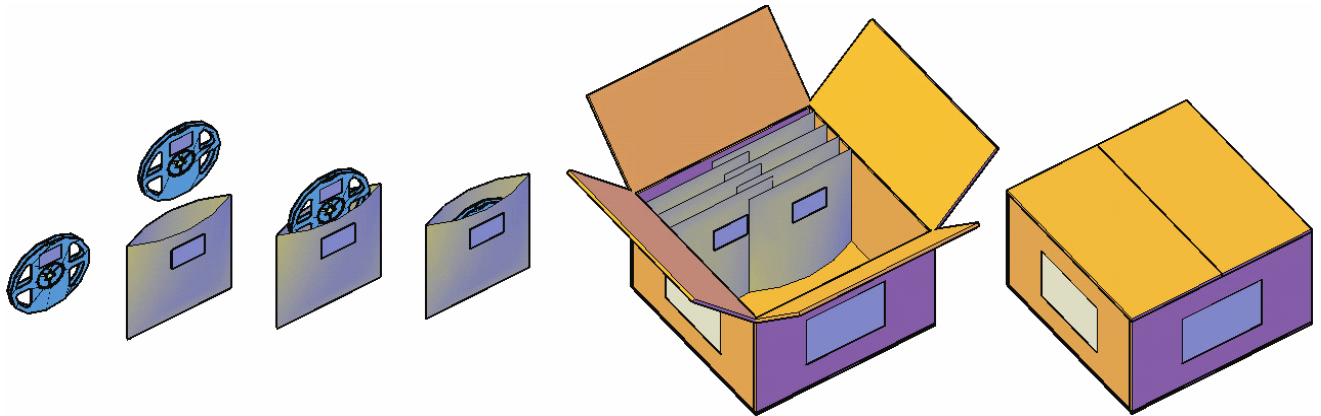


Notes: In order to better achieve product luminous effect, each 5 meters long lamp with power supply cable (regional), suggest that are connected to the power line

## installation



## Product packaging



## Safety Information

- The strip itself and all its components may not be mechanically stressed.
- Assembly must not damage or destroy conducting paths on the circuit board.
- Installation of LED ribbon (with power supplies) needs to be made with regard to all applicable electrical and safety standards. Only qualified personnel should be allowed to perform installations.
- Correct electrical polarity needs to be observed. Wrong polarity may destroy the strip.
- Parallel connection is highly recommended as safe electrical operation mode.
- Serial connection is not recommended. Unbalanced voltage drop can cause hazardous overload and damage the strip.
- Please ensure that the power supply is of adapters power to operate the total load.
- When mounting on metallic or otherwise conductive surfaces, there needs to be an electrical isolation points between strip and the mounting surface.
- Pay attention to standard ESD precautions when installing the strip.
- Damaged by corrosion will not be honored as a materials defect claim. It is the user's responsibility to provide suitable protection against corrosive agents such as moisture and condensation and other harmful elements.